

# Test document title (test escape characters in title: ' , " , < , > , &)

## Table of contents (LibreOffice)

Dedication.....	2
1. Links.....	2
2. Diagram extension.....	3
3. Listings.....	3
4. Examples.....	4
5. Admonitions.....	4
6. Test equations.....	5
7. Test discrete.....	5
8. Test footnotes.....	5
9. Test images 1.....	5
10. Vertical image test.....	7
Test Lists (this section heading is without a number).....	10
11. A Test Section 1 (landscape).....	11
11.1. A Test Section 1.1 (portrait).....	12
12. Some long, very long, very very long, very very very long, very very very very long h e a d i n g of level 1 (doesn't hang over page number).....	13
12.1. Some long, very long, very very long, very very very long, very very very very long h e a d i n g of level 2.....	13
12.2. Some another with possible break above long, very long, very very long, very very very long, very very very very long h e a d i n g of level 2.....	13
12.2.1. Some long, very long, very very long, very very very long, very very very very long h e a d i n g of level 3.....	13
Some long, very long, very very long, very very very long, very very very very long h e a d i n g of level 4.....	13
Some long, very long, very very long, very very very long, very very very very long h e a d i n g of level 5.....	13
A. Appendix example.....	13
Figure index.....	13

Current document (“Test document title (test escape characters in title: ' , " , < , > , &)”) is created with <https://github.com/CourseOrchestra/asciidoctor-open-document>.

## Table of contents (Asciidoctor)

Dedication .....	2
1. Links .....	2
2. Diagram extension .....	3
3. Listings .....	3

4. Examples .....	4
5. Admonitions .....	4
6. Test equations .....	5
7. Test discrete .....	5
8. Test footnotes .....	5
9. Test images 1 .....	5
10. Vertical image test .....	7
Test Lists (this section heading is without a number) .....	10
11. A Test Section 1 (landscape) .....	11
11.1. A Test Section 1.1 (portrait) .....	12
12. Some long, very long, very very long, very very very long, very very very very long h e a d i n g of level 1 (doesn't hang over page number) .....	13
12.1. Some long, very long, very very long, very very very long, very very very very long h e a d i n g of level 2 .....	13
12.2. Some another with possible break above long, very long, very very long, very very very long, very very very very long h e a d i n g of level 2 .....	13
12.2.1. Some long, very long, very very long, very very very long, very very very very long h e a d i n g of level 3 .....	13
Some long, very long, very very long, very very very long, very very very very long h e a d i n g of level 4 .....	13
Some long, very long, very very long, very very very long, very very very very long h e a d i n g of level 5 .....	13
A. Appendix example .....	13

Some sort of [preamble] multiline paragraph.

Another preamble paragraph.

preamble table
----------------

## Dedication

Some dedication

中文文字

Texte français

ein Löwe

Русский текст

## 1. Links

[Asciidoctor](#)

## 2. Diagram extension

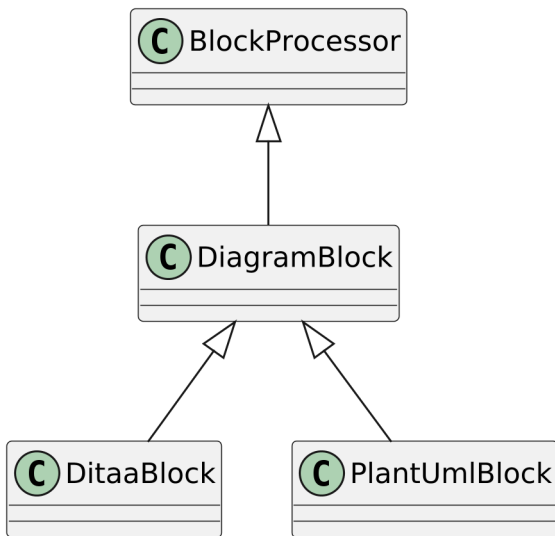


Figure 1. A diagram in adoc file

## 3. Listings

AsciiDoc listing

Rouge doesn't support asciidoc

Some ruby listing

```
class BasicParagraph < BasicHelper [1] [2]
  def h_parent_style_name [2]
    @sd[:parent_style_name] = $defsn_p
    a = b + [3]
    abc[1]
  end
end
```

[1] Property setter class should inherit BasicHelper

[2] Another callout and methods should start with h\_

[3] And something else

In lists

- List item 1

```
class OneMore [1]
end
```

[1] One more class

- List item 2

Table 1. In table

```
<a>
  <b c="d"> [1]
```

```
e
</b>
</a>
```

1 Tag with an attribute

## 4. Examples

*Example 1. Optional title*

This is an example of an example block.

The book hit the floor with a **thud**.

He could hear doves **cooing** in the pine trees' branches.

*Example 3. Example in table*

*Table list example*

- List item 1
- List item 1

Just for the fun of it

*Example 2. Some header*

A deeply digged example. Interesting to see the number

## 5. Admonitions

Some text.

**IMPORTANT**

---

*Feeding the Werewolves*

While werewolves are hardy community members, keep in mind the following dietary concerns:

1. They are allergic to cinnamon.
2. More than two glasses of orange juice in 24 hours makes them howl in harmony with alarms and sirens.
3. Celery makes them sad.

Some text.

**NOTE**

---

Inline admonition

---

## 6. Test equations

Reference to equation [\(1\)](#).

$$C = \alpha + \beta Y^y + \epsilon$$
$$\begin{bmatrix} a & b \\ c & d \end{bmatrix} \begin{pmatrix} n \\ k \end{pmatrix} \quad (1)$$

And here is an inline equation  $\sqrt{4} = 2$ .

## 7. Test discrete

### Discrete heading

Some text

#### *One more discrete heading*

Some more text



## 8. Test footnotes


The example of footnote<sup>1</sup> and its reference<sup>1</sup>. Just a simple footnote<sup>2</sup>.

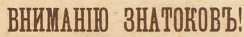
## 9. Test images 1



Figure 2. Base64 image example

 Asciidoc inline icon, defined in pixels (20px), here is a long text to make this icon fall at least to the second line: . And some text after to have at least third line after this icon, just to see how does it influence line spacing.

The example of Asciidoc inline Base64 icon without width dimensions, it is 5px. Assuming 100 dpi resolution it should have smaller height than its line: . And some text after to have at least third line after this icon, just to see how does it influence line spacing.

This label height should be exactly 5mm in height: 

---

<sup>1</sup> A referenced footnote

<sup>2</sup> Just a footnote

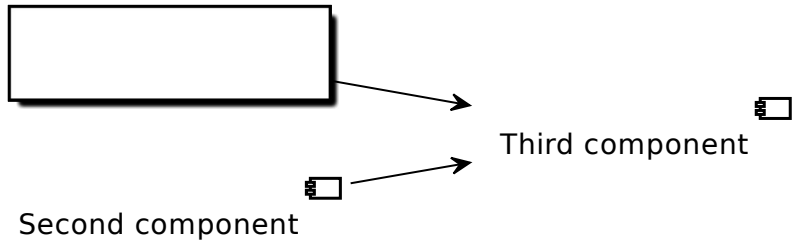


Figure 3. SVG example

This label is  
60 mm width

Figure 4. SVG example 60x20



Figure 5. Spring slush

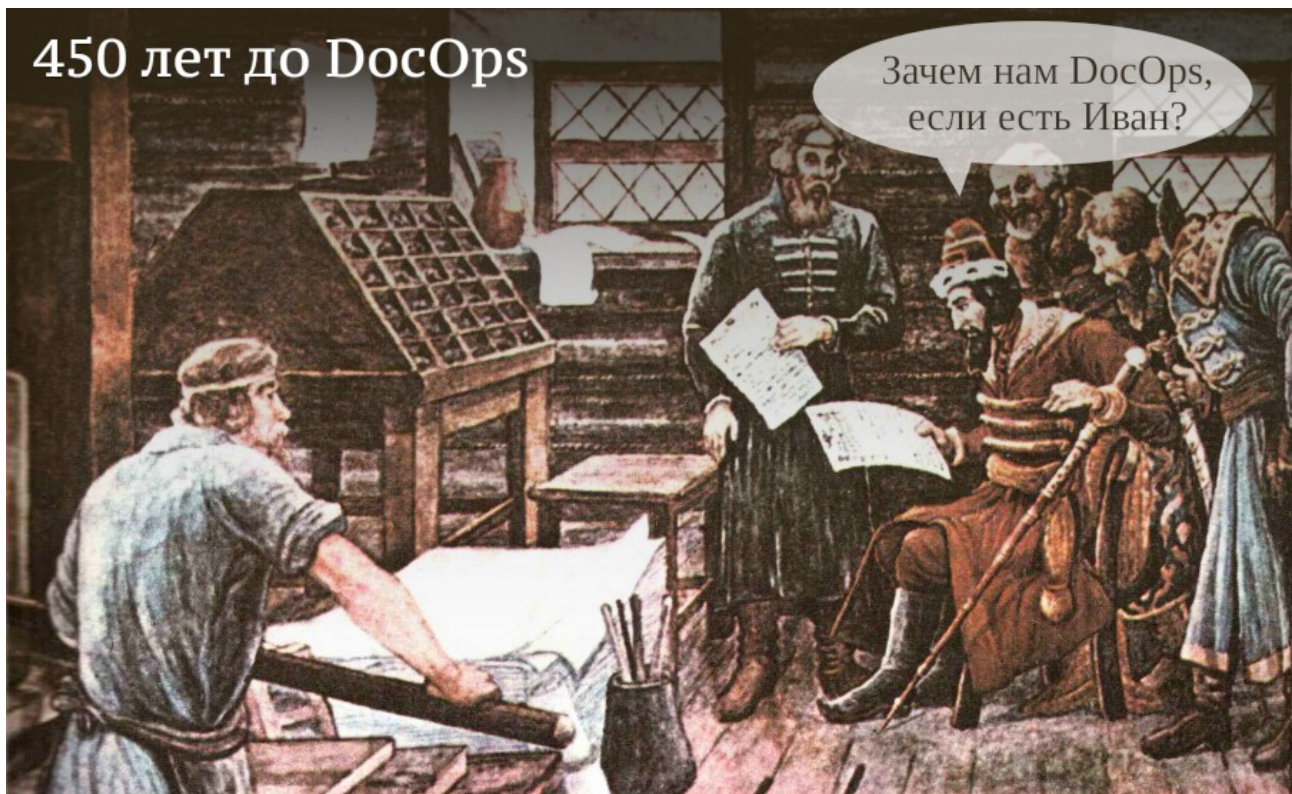



Figure 6. Image form URI

## 10. Vertical image test

Both images should look the same way in browser (10%), but differently in odt.



*Figure 7. Ruler, made to fit page vertically (if considered 500dpi)*



*Figure 8. Ruler, made to fit page vertically (if considered 100dpi)*

# Test Lists (this section heading is without a number)

## Marked list heading

- First point (long line with fitted width)



- Subpoint 1 (long line with fitted width)



1. And a little mix-in (short line that shouldn't be fitted due to size)



- Subpoint 2

- Second point with no bullet

- Third point

Non-bulleted subpoint 1

Non-bulleted subpoint 2

## Numbered list heading

1. First point

### WARNING

#### Admonition in list heading

Here the custom role `list-level1-admonition` is applied

- a. Subpoint 1

- i. Subsubpoint 1

- ii. Subsubpoint 2

- b. Subpoint 2

2. Second point

Second point continuation. For example some large paragraph, that describes the jist by all necessary means.

3. Third point

- a. Third sub point

Third point (not sub) continuation. For example some large paragraph, that describes the jist by all necessary means.

4. Forth point

## 11. A Test Section 1 (landscape)

Example of *italic*, **bold**, subscript, <sup>superscript</sup>, **simply marked**, small text, big text, underlined text, and monospaced.

Example of inline break  
next string

Example of informal table with no vertical lines.

a1	b1 small in table <u>underlined in table</u>
a2	b2
a3	b3
a4	b4

## 11.1. A Test Section 1.1 (portrait)

A Table ([Table 2](#)) Test paragraph text. A Test paragraph text. A Test paragraph text. A Test paragraph text. A Test paragraph text. A Test paragraph text. A Test paragraph text. A Test paragraph text.

A Test centered paragraph text. A Test centered paragraph text. A Test centered paragraph text. A Test centered paragraph text. A Test centered paragraph text. A Test centered paragraph text. A Test centered paragraph text. A Test centered paragraph text. A Test centered paragraph text. A Test centered paragraph text. A Test centered paragraph text.

Table 2. Table title

<b>a1 centered</b>		<b>b1 centered vertically</b>	<b>c1 Here a very long multiline text is situated in order to show that vertical alignment works</b>
a2 spanned AsciiDoc contents <ul style="list-style-type: none"> <li>• a <ol style="list-style-type: none"> <li>1. a1</li> <li>2. a2</li> </ol> <p style="margin-left: 40px;">And some text as a paragraph to check paragraph in list alignment</p> </li> <li>• b</li> </ul>		c2	
<b>a3 (cell header)</b>		b3 spanned vertically	c3 just centered
a4			c5
a5		b5	
sa1	sa2		
sb1	sb2		
a6 <b>CAUTION</b>	b6 <b>TIP</b>		
Inline in table	<i>Table TIP caption</i>		
	And some TIP in a table		
a7			
a8			
a9			
a10			

A Test right-aligned paragraph text.

## **12. Some long, very long, very very long, very very very long, very very very very long h e a d i n g of level 1 (doesn't hang over page number)**

**12.1. Some long, very long, very very long, very very very long, very very very very long h e a d i n g of level 2**

**12.2. Some another with possible break above long, very long, very very long, very very very long, very very very very long h e a d i n g of level 2**

**12.2.1. Some long, very long, very very long, very very very long, very very very very long h e a d i n g of level 3**

*Some long, very long, very very long, very very very long, very very very very long h e a d i n g of level 4*

Some long, very long, very very long, very very very long, very very very very long h e a d i n g of level 5

## **A. Appendix example**

An appendix

### **Figure index**

Figure 1. A diagram in adoc file.....	3
Figure 2. Base64 image example.....	5
Figure 3. SVG example.....	6
Figure 4. SVG example 60x20.....	6
Figure 5. Spring slush.....	6
Figure 6. Image form URI.....	7
Figure 7. Ruler, made to fit page vertically (if condidered 500dpi).....	8
Figure 8. Ruler, made to fit page vertically (if considered 100dpi).....	9